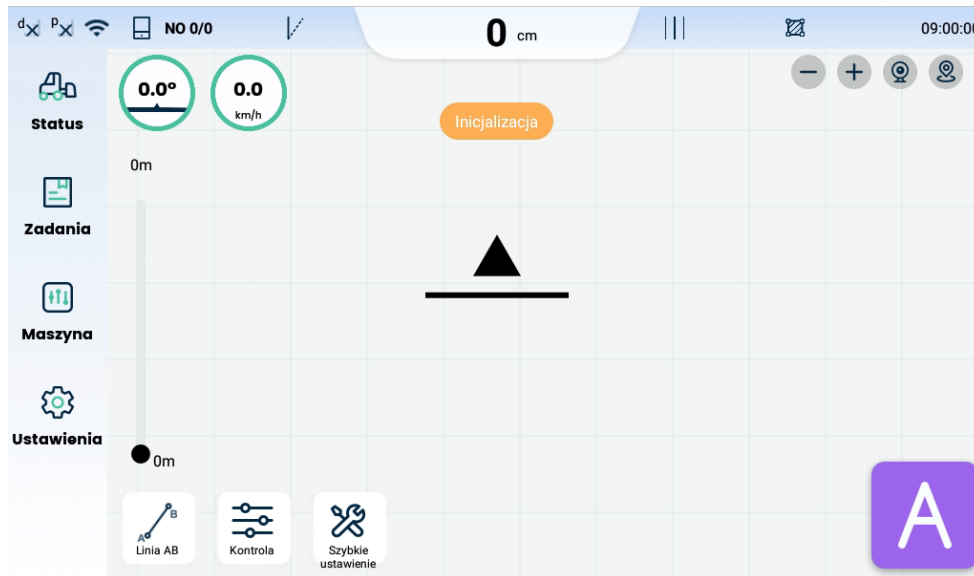



English version

In urgent situations, we can help you solve the problem by providing remote diagnostics for the navigation system. To do this, please follow the steps below..

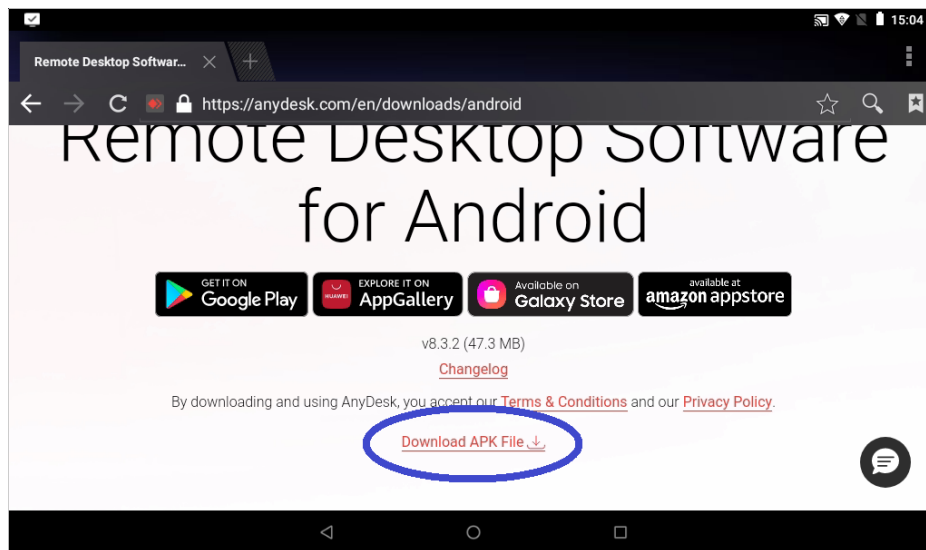
- 1) Close the navigation app. To do this, swipe up from the bottom of the screen to display the Android navigation buttons.



- 2) From the navigation buttons at the bottom of the screen, press the circle. The Android home screen will then appear. Open the web browser (the application marked with a blue circle).



- 3) In the browser, enter the following link: <https://anydesk.com/en/downloads/android>. Click on the link to download the Anydesk application marked with a blue circle.



- 4) After installation, run the Anydesk application and grant access to our specialists by providing them with the 10-digit code displayed in the Anydesk application. The application will ask you to confirm access. Accept the request. Sit comfortably and watch the work on the tablet.

